

# COUNTY OF GILLESPIE

Kelly Eckhardt  
County Treasurer

Gillespie County Courthouse  
101 West Main Street, Unit #5  
Room 106

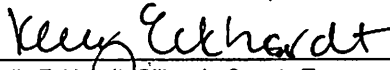


Office 830-997-6521  
Fax 830-990-2307

FREDERICKSBURG, TEXAS  
78624-3700


## AFFIDAVIT


I, Kelly Eckhardt, Treasurer, in and for the County of Gillespie, State of Texas, hereby submit the attached report of investment transactions for all invested funds held by Gillespie County Treasurer for the month ending November 30, 2019 and I certify that these investments are in compliance with the local investment policy and the Public Funds Investment Act.

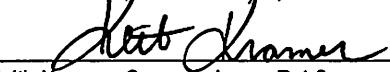
  
\_\_\_\_\_  
Kelly Eckhardt, Gillespie County Treasurer

November 2019 Total Investment Pools	\$ 4,852,653.72
November 2019 Total Collateralized CDs	\$ 3,005,272.45
November 2019 Total Brokered CDs	\$ 4,439,000.00
November 2019 Total Collateralized Sweep Accounts	\$ 12,870,120.89
November 2019 Total Invested Funds	\$ 25,167,047.06

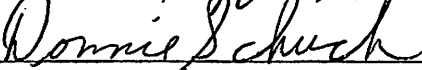
Presented, examined, and accepted at the regular term of Commissioners' Court on this the 13th day of January, 2020.


  
\_\_\_\_\_  
Mark Stroehrer, County Judge

  
\_\_\_\_\_  
Charles Olfers, Commissioner, Pct. 1

  
\_\_\_\_\_  
Keith Kramer, Commissioner, Pct. 2

  
\_\_\_\_\_  
Dennis Neffendorf, Commissioner, Pct. 3

  
\_\_\_\_\_  
Donnie Schuch, Commissioner, Pct. 4

  
\_\_\_\_\_  
Mary Lynn Rusche, County Clerk

**Gillespie County Investments**  
**11/30/2019**

Investment Pool Issuer	Maturity Date	Avg Int Rate	11/1/2019	Interest	Transfers to SSB&T Operating Account	Changes in Principal	11/30/2019
Texas Class-General Fund	on Demand	1.94%	\$1,547,510.75	\$2,466.83	\$0.00		\$1,549,977.58
Texas Class-GOB Series 2013	on Demand	1.94%	\$151,105.48	\$240.87	\$0.00		\$151,346.35
TexPool-General Fund	on Demand	1.68%	\$3,146,991.09	\$4,338.70	\$0.00		\$3,151,329.79
<b>Total Investment Pools</b>			<b>\$4,845,607.32</b>	<b>\$7,046.40</b>	<b>\$0.00</b>		<b>\$4,852,653.72</b>
<b>Average Investment Pool Rate</b>		<b>1.85%</b>					
Collateralized CD Issuer	Maturity Date	Interest Rate	11/1/2019	Interest	Transfers to SSB&T Operating Account	Changes in Principal	11/30/2019
SSB&T-0154	9/11/2020	2.00%	\$250,410.95	\$425.36		\$0.00	\$250,836.31
SSB&T-0220	3/11/2021	2.10%	\$250,431.50	\$446.66		\$0.00	\$250,878.16
SSB&T-4120	9/1/2021	2.15%	\$500,000.00	\$1,796.57	(\$1,796.57)	\$0.00	\$500,000.00
SSB&T-0055	9/4/2021	2.15%	\$300,530.13	\$548.78		\$0.00	\$301,078.91
SSB&T-0253	10/3/2021	2.00%	\$400,000.00	\$679.45		\$0.00	\$400,679.45
<b>Total SSB&amp;T Collateralized CDs</b>			<b>\$1,701,372.58</b>	<b>\$3,896.82</b>	<b>(\$1,796.57)</b>	<b>\$0.00</b>	<b>\$1,703,472.83</b>
<b>Average SSB&amp;T CD Rate</b>		<b>2.08%</b>					
Texas Regional Bank-4048	11/11/2019	1.75%	\$100,000.00	\$148.63	(\$148.63)	(\$100,000.00)	\$0.00
Texas Regional Bank-4948	11/28/2019	2.20%	\$300,000.00	\$560.55	(\$560.55)		\$300,000.00
Texas Regional Bank-8477	12/3/2019	1.85%	\$100,000.00	\$157.12	(\$157.12)		\$100,000.00
Texas Regional Bank-4898	12/7/2019	1.85%	\$100,000.00	\$157.12	(\$157.12)		\$100,000.00
Texas Regional Bank-0285	12/15/2019	2.25%	\$100,000.00	\$191.10	(\$191.10)		\$100,000.00
Texas Regional Bank-4860	1/19/2020	2.25%	\$100,000.00	\$191.12	(\$191.12)		\$100,000.00
Texas Regional Bank-7440	8/2/2021	2.05%	\$300,969.84	\$524.02			\$301,493.86
Texas Regional Bank-7966	10/30/2020	1.80%	\$100,000.00	\$152.88			\$100,152.88
Texas Regional Bank-7967	10/30/2020	1.80%	\$100,000.00	\$152.88			\$100,152.88
Texas Regional Bank-4048	8/11/2021	1.80%				\$100,000.00	\$100,000.00
<b>Total Texas Regional Bank Collateralized CDs</b>			<b>\$1,300,969.84</b>	<b>\$2,235.42</b>	<b>(\$1,405.64)</b>	<b>\$0.00</b>	<b>\$1,301,799.62</b>
<b>Average Collateralized CD Rate</b>		<b>2.01%</b>					

**Gillespie County Investments**  
**11/30/2019**

Brokered CD Issuer	Maturity Date	Interest Rate	11/1/2019	Interest	Transfers to SSB&T Operating Account	Changes in Principal	11/31/2019	11/1/2019 Market Value	11/30/2019 Market Value
SSB&T-CDARS-General Fund	4/16/2020	2.30%	\$500,000.00	\$946.08	(\$946.08)		\$500,000.00	\$500,000.00	\$500,000.00
<b>Total SSB&amp;T CDARS</b>			<b>\$500,000.00</b>	<b>\$946.08</b>	<b>(\$946.08)</b>		<b>\$500,000.00</b>		<b>\$500,000.00</b>
<b>Average Collateralized CD Rate</b>		<b>2.30%</b>							
				<b>Accrued Interest</b>	<b>Transfers to SSB&amp;T Operating Account</b>	<b>Changes in Principal</b>			
FNC-Affinity	4/3/2020	2.65%	\$243,000.00	\$4,216.55			\$243,000.00	\$244,081.35	\$243,865.08
FNC-Fifth Third Bank	4/3/2020	2.45%	\$244,000.00	\$3,947.12			\$244,000.00	\$244,878.40	\$244,700.28
FNC-BankUnited, NA	5/29/2020	2.45%	\$244,000.00	\$3,013.57			\$244,000.00	\$245,180.96	\$245,005.28
FNC-Berkshire Bank	5/29/2020	2.40%	\$244,000.00	\$2,952.07			\$244,000.00	\$245,110.20	\$244,944.28
<b>Total FNC Brokered CDs</b>			<b>\$975,000.00</b>	<b>\$14,129.30</b>	<b>\$0.00</b>	<b>\$0.00</b>	<b>\$975,000.00</b>	<b>\$979,250.91</b>	<b>\$978,514.92</b>
<b>Average FNC Brokered CD Rate</b>		<b>2.49%</b>							
MSB-Morgan Stanley Bank NA	12/9/2019	1.95%	\$250,000.00	\$2,350.68	\$0.00		\$250,000.00	\$250,105.00	\$250,027.50
MSB-First Technology Fed CU	12/16/2019	2.00%	\$250,000.00	\$205.48	(\$424.66)		\$250,000.00	\$250,140.00	\$250,052.50
MSB-Customers Bank	2/21/2020	2.40%	\$246,000.00	\$2,620.41	\$0.00		\$246,000.00	\$246,632.22	\$246,455.10
MSB-Bank Ozark	3/6/2020	2.40%	\$245,000.00	\$2,835.29	\$0.00		\$245,000.00	\$245,700.70	\$245,521.85
MSB-New York Community Bank	5/22/2020	2.45%	\$244,000.00	\$3,111.84	\$0.00		\$244,000.00	\$245,141.92	\$244,966.24
MSB-First Alliance CU	6/12/2020	2.45%	\$244,000.00	\$2,767.90	\$0.00		\$244,000.00	\$245,261.48	\$245,088.24
MSB-Dime Community Bank	9/14/2020	2.40%	\$247,000.00	\$2,744.75	\$0.00		\$247,000.00	\$248,607.97	\$248,595.62
MSB-USAlliance Fec CU	5/28/2021	2.50%	\$249,000.00	\$17.05	\$0.00		\$249,000.00	\$250,389.42	\$250,113.03
MSB-Ally Bank	6/14/2021	2.40%	\$247,000.00	\$2,760.99	\$0.00		\$247,000.00	\$249,581.15	\$249,842.97
MSB-Goldman Sachs	6/14/2021	2.40%	\$247,000.00	\$2,777.23	\$0.00		\$247,000.00	\$249,581.15	\$249,842.97
MSB-Morgan Stanley Private Bank	6/14/2021	2.45%	\$246,000.00	\$2,807.10	\$0.00		\$246,000.00	\$248,767.50	\$249,018.42
MSB-University Iowa Community CU	6/14/2021	2.45%	\$249,000.00	\$484.70	(\$518.12)		\$249,000.00	\$251,813.70	\$252,067.68
<b>Total MSB Brokered CDs</b>			<b>\$2,964,000.00</b>	<b>\$25,483.42</b>	<b>(\$942.78)</b>	<b>\$0.00</b>	<b>\$2,964,000.00</b>	<b>\$2,981,722.21</b>	<b>\$2,981,592.12</b>
<b>Average MSB Brokered CD Rate</b>		<b>2.35%</b>							
<b>Collateralized Sweep Account Issuer</b>	<b>Maturity Date</b>	<b>Interest Rate</b>	<b>11/1/2019</b>	<b>Interest</b>	<b>Deposits</b>	<b>Withdrawals</b>	<b>11/30/2019</b>		
Security State Bank & Trust-General	on Demand	1.79%	\$11,395,011.11	\$17,829.74	\$3,303,206.81	(\$2,136,821.04)	\$12,579,226.62		
Security State Bank & Trust-COB2001-I&S	on Demand	1.98%	\$34,991.40	\$64.34	\$18,618.57	\$0.00	\$53,674.31		
Security State Bank & Trust-GOB 2013-I&S	on Demand	1.98%	\$105,156.74	\$226.96	\$104,998.42	\$0.00	\$210,382.12		
Security State Bank & Trust-2013 Jail Project	on Demand	1.98%	\$26,802.81	\$35.03	\$0.00	\$0.00	\$26,837.84		
<b>Total Collateralized Sweep Accounts</b>			<b>\$11,561,962.06</b>	<b>\$18,156.07</b>	<b>\$3,426,823.80</b>	<b>(\$2,136,821.04)</b>	<b>\$12,870,120.89</b>		
<b>Average Collateralized Sweep Account Rate</b>		<b>1.93%</b>							
<b>Total Invested Funds</b>			<b>\$23,848,911.80</b>				<b>\$25,167,047.06</b>		

**Pledge Report by Maturity Date**  
Pledge B: GILLESPIE COUNTY - TEXAS

Safekeeping Receipt	SK Code	Cusip	ID #	Current Face	Original Face	Description	ASC			Maturity	Book Value	Fair Value
							320	Moody / S&P	Coupon			
1006	481117CR8	102429	135,000 00	135,000 00	JOURDANTON TX C/O GO QTEO	HTM	NR / AA-	2 000	02/01/2020	135,073 99	135,128 09	
1006	151735FV4	103290	500,000 00	500,000 00	CENTER TX ISD GO PSF QTEO	HTM	NR / AAA	3 000	02/15/2020	502,011 58	501,857 84	
1006	270299FB1	103352	235,000 00	235,000 00	EARLY TX REF GO AGM QTEO	HTM	NR / AA	2 000	02/15/2020	235,376 77	235,306 40	
1006	403413AY3	103402	210,000 00	210,000 00	GUTHRIE COMMON SD TX REF GO QTEO	HTM	NR / A+	5 000	02/15/2020	211,670 46	211,548 31	
1006	733460HM4	102614	390,000 00	390,000 00	PORT ARANSAS TX ISD GO PSF QTEO PRE-R	HTM	NR / AAA	3 000	* 02/15/2020	390,556 94	391,449 12	
1006	970650DW4	102660	245,000 00	245,000 00	WILLIS TX GO AGM QTEO	HTM	A2 / AA	3 000	08/01/2020	246,054 52	247,614 78	
1006	159471AF8	103580	245,000 00	245,000 00	CHAPEL HILL TX ISD TITUS CNTY REF GO P	HTM	NR / AAA	2 500	02/15/2021	247,289 28	247,216 03	
1006	270299FC9	103353	240,000 00	240,000 00	EARLY TX REF GO AGM QTEO	HTM	NR / AA	2 000	02/15/2021	241,815 85	241,602 67	
1006	486188EJ0	102402	375,000 00	375,000 00	KAUFMAN CNTY TX GO AGM	AFS	NR / AA	3 000	02/15/2021	378,718 69	382,205 68	
1006	89438EHB3	102301	220,000 00	220,000 00	TRAVIS CNTY TX MUD #3 RFDG-SER A GO	AFS	A1 / NR	3 000	09/01/2021	220,000 00	220,771 26	
1006	208435NE3	102168	610,000 00	610,000 00	CONROE TX WTR & SWR REV AGM QTEO	HTM	NR / AA	3 000	11/15/2021	614,215 20	617,524 69	
1006	899474UY4	103514	310,000 00	310,000 00	TULOSO-MIDWAY TX ISD REF GO PSF QTEC	HTM	NR / AAA	3.000	02/15/2022	316,671 85	321,390 24	
1006	932440BS8	103584	385,000 00	385,000 00	WALLER CNTY TX GO BDS 2017 QTEO	HTM	NR / AA	3 000	02/15/2022	394,775 07	397,760 07	
1006	385082HZ8	102164	230,000 00	230,000 00	GRANBURY TX UTIL SYS REV AGM QTEO	HTM	A2 / AA	4.000	09/15/2022	231,752 04	234,113 60	
1006	046573GE5	103474	430,000 00	430,000 00	ATASCOSA CNTY TX C/O GO QTEO	HTM	NR / AA	3 000	02/01/2023	442,756 02	449,916 77	
1006	882057CP5	102018	200,000 00	200,000 00	TEXARKANA TX WW & SS REV AMBAC SIN	HTM	A1 / AA-	4 250	02/01/2023	200,000 00	200,873 26	
1006	929831FX8	103497	450,000 00	450,000 00	WACO TX C/O GO QTEO	HTM	Aa1 / AA+	3 000	02/01/2023	461,981 74	470,843 13	
1006	157789GX0	103579	480,000 00	480,000 00	CHAMBERS CNTY TX GO QTEO	HTM	NR / AA	3 000	03/01/2023	497,786 54	504,267 24	
1006	006514GC1	103457	250,000 00	250,000 00	ADDICKS TX UD WW & SS GO BAM QTEO	HTM	NR / AA	2 250	09/01/2023	247,851 26	253,589 62	
1006	970007LR9	103369	230,000 00	230,000 00	WILLIAMSON CNTY TX WW&SS IRR & DRAI	HTM	A3 / AA	3 000	09/01/2023	235,585 06	235,074 79	
1006	385082JA1	102165	240,000 00	240,000 00	GRANBURY TX UTIL SYS REV AGM QTEO	HTM	A2 / AA	4 000	09/15/2023	241,482 72	244,292 45	
1006	016140NG6	103484	210,000 00	210,000 00	ALICE TX REF GO AGM QTEO	HTM	NR / AA	4 000	02/01/2024	222,381 02	230,712 26	
1006	286525QG8	103472	395,000 00	395,000 00	ELGIN TX C/O GO BAM QTEO	HTM	Baa1 / AA	4 000	07/15/2024	424,230 50	437,647 27	
1006	877294SS8	103577	260,000 00	260,000 00	TAYLOR TX GO REF BDS 2017 QTEO	HTM	NR / AA-	4 000	08/15/2024	282,917 27	288,505 08	
1006	006514GD9	103458	250,000 00	250,000 00	ADDICKS TX UD WW & SS GO BAM QTEO	HTM	NR / AA	2 500	09/01/2024	248,394 03	255,111 37	
1006	046573GG0	103487	460,000 00	460,000 00	ATASCOSA CNTY TX C/O GO QTEO	HTM	NR / AA	3 000	02/01/2025	476,215 36	491,512 15	
1006	078275X25	103451	925,000 00	925,000 00	BELLAIRE TX REF GO QTEO	HTM	NR / AAA	2 000	02/15/2025	911,885 62	945,602 76	
1006	513642EA2	102484	245,000 00	245,000 00	LAMPASAS TX GO SINKING FUND QTEO	HTM	NR / AA-	3 000	02/15/2025	247,018 61	248,723 16	
1006	38588NEZ8	102903	250,000 00	250,000 00	GRAND LAKES MUD #1 TX GO AGM QTEO	AFS	NR / AA	4 000	04/01/2025	256,847 02	261,004 83	
1006	622707RU3	102910	250,000 00	250,000 00	MOUNT PLEASANT TX ISD GO BAM SINK Q	HTM	A1 / AA	3 500	08/15/2025	252,231 83	253,303 50	
1006	770043KP1	102653	250,000 00	250,000 00	ROANOKE TX GO QTEO	HTM	NR / AA	3 750	08/15/2025	253,620 56	258,237 72	
1006	89440AFZ6	103395	295,000 00	295,000 00	TRAVIS CNTY TX MUD #11 REF GO BAM SIN	AFS	NR / AA	4 000	08/15/2025	316,963 38	314,687 51	
1006	626752SV2	102862	285,000 00	285,000 00	MURPHY TX WW & SS GO SINK QTEO	HTM	NR / AA	3 500	02/15/2026	294,540 63	306,498 26	
1006	262061MV3	103666	250,000 00	250,000 00	DRIPPING SPRINGS TX ISD GO PSF QTEO	HTM	NR / AAA	3 000	08/15/2026	254,982 52	256,106 01	
1006	465542FY9	103413	240,000 00	240,000 00	ITASCA TX ISD SCH BLDG GO PSF QTEO	HTM	NR / AAA	4 000	08/15/2026	244,760 26	244,260 80	
1006	34682EKR3	103295	585,000 00	585,000 00	FORT BEND CNTY TX MUD #123 GO BAM Q	AFS	A3 / AA	4 000	09/01/2026	622,328 01	631,514 03	
1006	016140NLS	103483	490,000 00	490,000 00	ALICE TX REF GO AGM QTEO	HTM	NR / AA	4 000	02/01/2028	520,422 51	550,760 00	

Note Refer to the U S Government and Agency Ratings report for ratings on treasury, agency and pass through securities



(210) 224-5492  
(210) 224-8787

9601 McAllister Freeway, Suite 301, San Antonio, Texas 78216-4633

*II. Pledge & Safekeeping Reports*

**Pledge Report by Maturity Date**  
Pledge B: GILLESPIE COUNTY - TEXAS

Safekeeping Receipt	SK Code	Cusip	ID #	Current Face	Original Face	Description	ASC			Maturity	Book Value	Fair Value
							320	Moody / S&P	Coupon			
1006	566022QD4	102870	500,000 00	500,000 00	MARBLE FALLS TX GO QTEO	HTM	NR / AA	4 000	02/01/2028	524,838 25	543,090 06	
1006	626752SX8	102861	305,000 00	305,000 00	MURPHY TX WW & SS GO SINK QTEO	HTM	NR / AA	4 000	02/15/2028	318,488 98	332,769 55	
1006	31307CQS0	102578	347,352 69	1,000,000 00	FHLMC J #24065	HTM		2 500	06/01/2028	346,203 98	350,392 03	
1006	36179NFD5	102601	353,087 14	1,101,948 00	GNMA II #MA1064	HTM		2 500	06/20/2028	351,515 37	355,845 63	
1006	36179NHJ0	102604	326,511 26	1,000,000 00	GNMA II #MA1133	HTM		2 500	07/20/2028	326,162 31	329,062 13	
1006	121295FY0	103325	480,000 00	480,000 00	BURKBURNETT TX C/O WW & SS GO BAM	HTM	NR / AA	3 000	02/15/2029	505,529 15	511,332 04	
1006	921237DH3	103520	255,000 00	255,000 00	VAN TX C/O GO BAM SINKING FUND QTEO	HTM	A3 / AA	3 000	08/15/2029	257,579 36	272,286 03	
1006	894520E43	103394	345,000 00	345,000 00	TRAVIS CNTY TX WTR CTL & IMPT DIST #01	AFS	NR / AA	4 000	11/01/2029	354,270 20	352,281 17	
1006	492350DF7	103350	270,000 00	270,000 00	KERR CNTY TX C/O GO QTEO	HTM	NR / AA	4 000	02/15/2030	277,994 50	277,406 99	
1006	782203CD3	103496	425,000 00	425,000 00	RUSK TX WW & SWR SYS C/O BAM-TCRS G	AFS	NR / AA	4 000	02/15/2030	439,487 19	442,712 18	
1006	924648JS8	103392	525,000 00	525,000 00	VERNON TX REF GO MAC SINKING FUND Q	HTM	NR / AA	4 000	03/15/2030	585,788 78	583,494 04	
1006	488818EP6	103449	215,000 00	215,000 00	KENEDY TX C/O GO SINKING FUND QTEO	HTM	NR / AA-	4 000	05/01/2030	230,668 47	236,993 86	
1006	897062ES0	103355	345,000 00	345,000 00	TROPHY CLUB TX GO AGC QTEO	HTM	Aa3 / AA+	4 125	09/01/2030	352,356 56	351,373 43	
1006	077131JT8	103490	285,000 00	285,000 00	BEEVILLE TX C/O GO AGM SINKING FUND C	HTM	NR / AA	4 000	08/15/2031	303,868 05	309,568 13	
1006	244109P32	103361	245,000 00	245,000 00	DEER PARK TX C/O GO QTEO	HTM	NR / AAA	4 000	03/15/2032	252,848 61	252,373 78	
1006	3128P73X9	102571	468,641 58	1,000,000 00	FHLMC C #91714	HTM		3 000	07/01/2033	467,060 15	479,478 92	
1006	36225C5S1	101528	81,092 66	1,000,000 00	GNMA II #80856 ADJ RT	AFS		4 000	03/20/2034	81,077 16	81,962 71	
1006	36225DH49	101551	100,055 58	2,000,000 00	GNMA II #81150 ADJ RT	AFS		4 125	11/20/2034	100,055 58	101,364 56	
1006	36225DHX5	101552	62,294 10	2,000,000 00	GNMA II #81145 ADJ RT	AFS		4 125	11/20/2034	62,212 01	62,879 36	
1006	36225E5X6	101907	94,200 56	1,000,000 00	GNMA II #82661 ARM	AFS		4 125	11/20/2040	94,200 56	95,301 67	
1006	36225E5X6	101913	94,200 56	1,000,000 00	GNMA II #82661 ARM	AFS		4 125	11/20/2040	94,200 56	95,301 67	

Items	58	18,372,436 13	27,546,948 00					3 317		18,849,570 49	19,135,802 69
-------	----	---------------	---------------	--	--	--	--	-------	--	---------------	---------------

Status Codes N = New Purchase S = Sold M = Matured C = Called O = Paid Off \* = Pre-refunded T = ASC 320 Transfer I = Impaired  
Note Refer to the U S Government and Agency Ratings report for ratings on treasury, agency and pass through securities

## Pledges By Pledgee And Maturity



**Pledged To: GILLESPIE CO**

Texas Regional Bank - McAllen, TX

As Of 11/30/2019

Page 24 of 36

Receipt# Safekeeping Location	CUSIP	ASC 320	Description Maturity Prerefund	Pool/Type Coupon	Moody S&P	Original Face Pledged Percent	Pledged			
							Original Face	Par	Book Value	Market Value
FHLB: FED HOME LOAN BANK	31410LGN6	AFS	FNMA 15YR 01/01/27	890405 3.50		1,655,000.00 100.00%	1,655,000.00	296,746.71	306,859.37	307,526.57
FHLB: FED HOME LOAN BANK	3128MECD1	AFS	FHLMC 15YR 11/01/29	G15268 3.50		1,700,000.00 100.00%	1,700,000.00	674,772.30	710,308.59	707,382.53
FHLB: FED HOME LOAN BANK	3138ETYH3	AFS	FNMA 20YR 04/01/36	AL8811 4.00		1,625,000.00 100.00%	1,625,000.00	949,125.29	1,008,253.98	1,012,615.70
<b>3 Securities Pledged To: L - GILLESPIE CO</b>							<b>4,980,000.00</b>	<b>1,920,644.30</b>	<b>2,025,421.94</b>	<b>2,027,524.80</b>

Although the information in this report has been obtained from sources believed to be reliable, its accuracy cannot be guaranteed.